

CLIMATE GROUP
EV100

Charging the EV Transition

Progress and Insights Report

March 2024



Foreword

Our latest EV100 Progress and Insights Report marks six years of collaboration, commitments and action on the road to fully electrifying EV100 fleets. Year on year, we're seeing more ambition from our network, and this is, at an increasing pace, translating into real change – with more EVs deployed in the last 12 months by EV100 members than across any other reporting period.

In these results, we really see the pace picking up. Companies who started their journeys early on are now driving the transition at scale. Some of our largest members have already introduced electric vehicles (EVs) into their fleets in more than fifty countries, and some have deployed thousands of new EVs over the last 12 months alone.

The growth over the last year shows the impact of clear legislative signals such as the internal combustion engine (ICE) phase-out trajectories through zero emission vehicle (ZEV) mandates, or CO₂ emission standards in the European Union, United Kingdom and a growing number of states in the United States. It also stands in clear contrast to negative media stories looking to cast doubt and slow down the transition.

We know, however, that there is still much more that needs to be done. A key barrier highlighted consistently by our network is the slow roll-out of charging infrastructure. EV100 companies themselves are playing their part in setting up infrastructure for staff and customers on their own premises, with over 50% of committed locations already equipped with chargers. Now it's up to governments to match that pace and accelerate the scale-up of public infrastructure to enable easy access everywhere and for everyone.

Capital costs and vehicle availability also remain challenges, in particular for commercial vehicle segments and in earlier stage markets. In Latin America, for example, we see members actively looking to speed up their fleet transition,

but they're struggling to get their hands on EVs as carmakers are prioritizing other markets. More work is needed to highlight this demand to manufacturers and to policymakers who can use policy frameworks to drive greater uptake.

Our EV100 work is not just about individual companies setting and achieving ambitious targets. We're strengthening a global movement to create conditions that enable a swift switch to EVs for everyone.

Over the past year, we've supported the introduction of the UK's ZEV mandate, advocated for strong CO₂ emission standards in the EU and argued for ambitious federal emissions standards as well as strong ICE phase-out trajectories in the US. We're building dialogue about the importance of battery EVs over

hybrids in Japan, and we're driving the agenda for electric last mile delivery and heavy duty decarbonization in India.

Across all our work, we highlight a supportive corporate voice in the debate and articulate companies' desire for ambitious policies that help them get EVs on the road faster. With half the world's population going to the polls in 2024, it'll be even more important to build on this momentum and show new governments that businesses are asking for leadership and are already getting on with the job themselves.

We thank all our members for their ambition and support and look forward to another year of driving progress together.

Sandra Roling Director of Transport, Climate Group



Key Findings

This Report outlines the progress made by EV100 members over the last 12 months¹. We hold our EV100 members to account by asking businesses to publicly report on their progress each year. This report shows how EV100 companies are putting their commitments into action, and where we need to see more work - either by companies themselves or through fit-for-purpose local frameworks and regulations, to enable their success.

Ambition

128

member companies

6,651

charging locations committed

Commitments covering

117

markets worldwide

5,450,000

vehicles committed

Action

35,239

individual charging points installed across 4,285 locations globally

231,411

EVs deployed in the last year

Deployment of EVs in

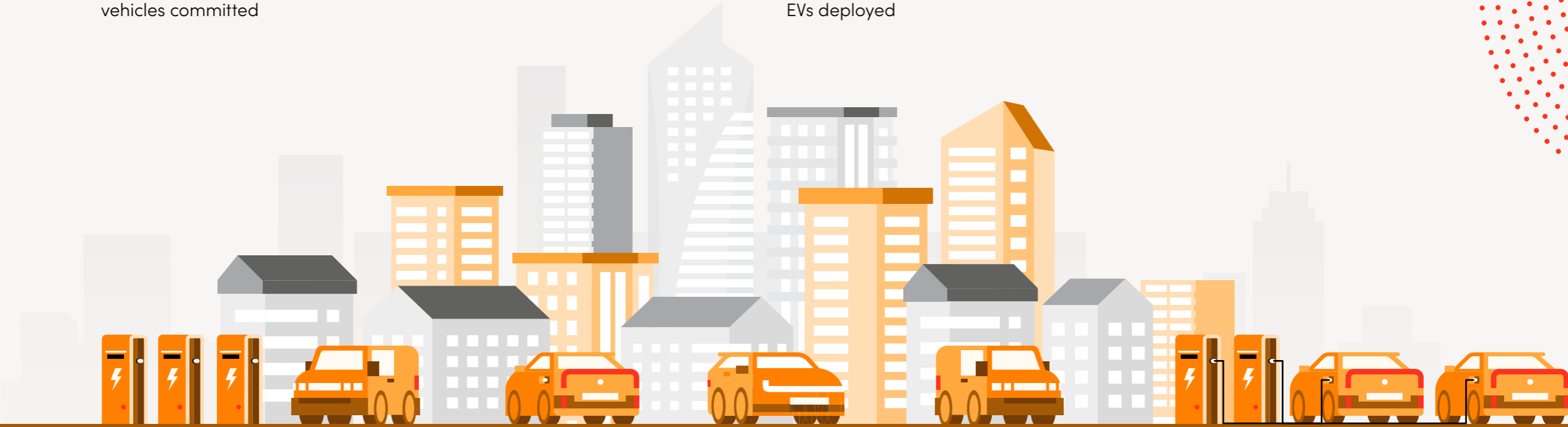
71

markets worldwide

636,019

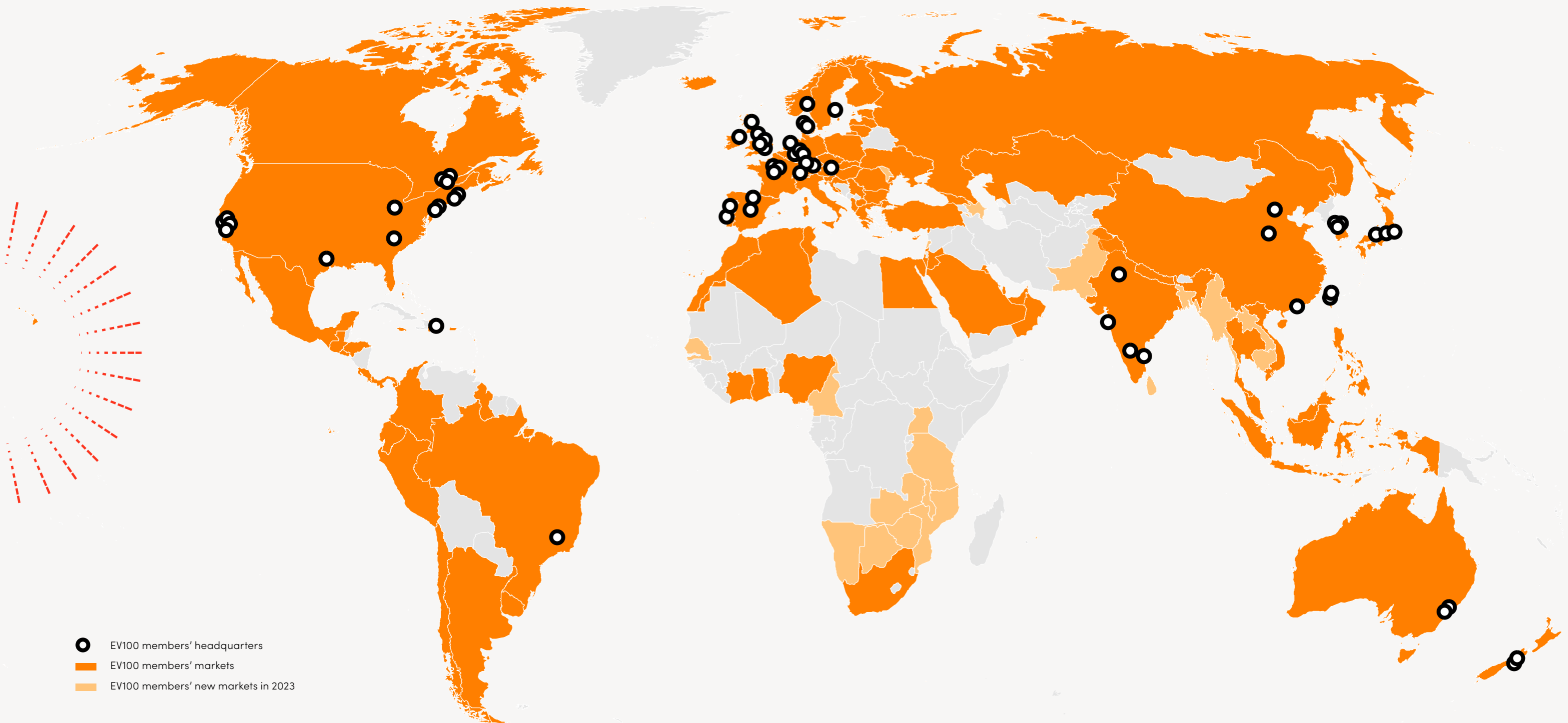
EVs deployed

¹ Developments within individual companies, such as mergers, acquisitions or changes to fleet strategies, alongside the evolution of the EV100 membership base, means that data included below should not be treated as a direct comparison with data included in 2023's Report.



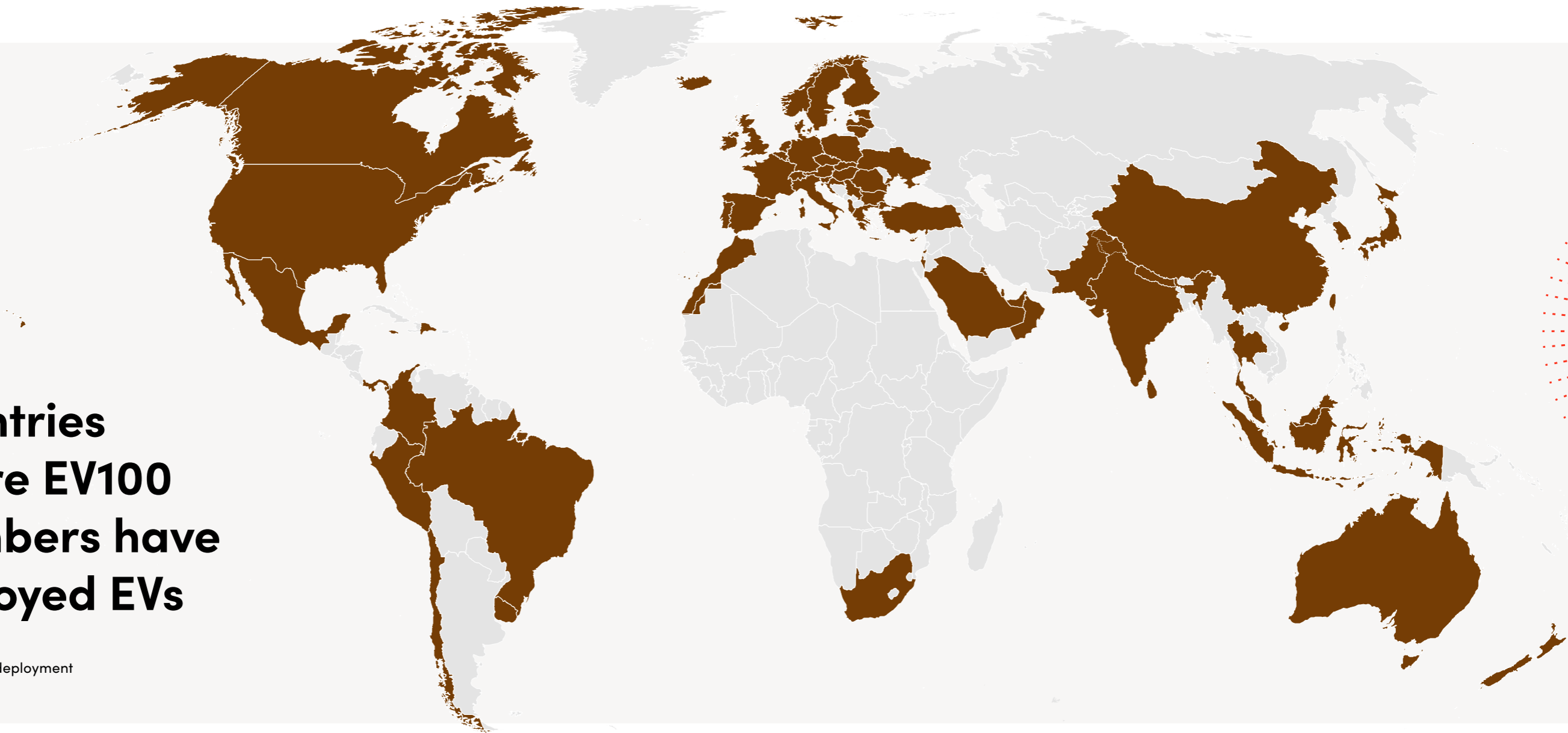
Global Commitments and Progress Around the World

The number of markets covered by EV100 is increasing year on year, making the transition to EVs a global affair. Collectively, EV100 members now have fleet footprints in 117 markets around the world.

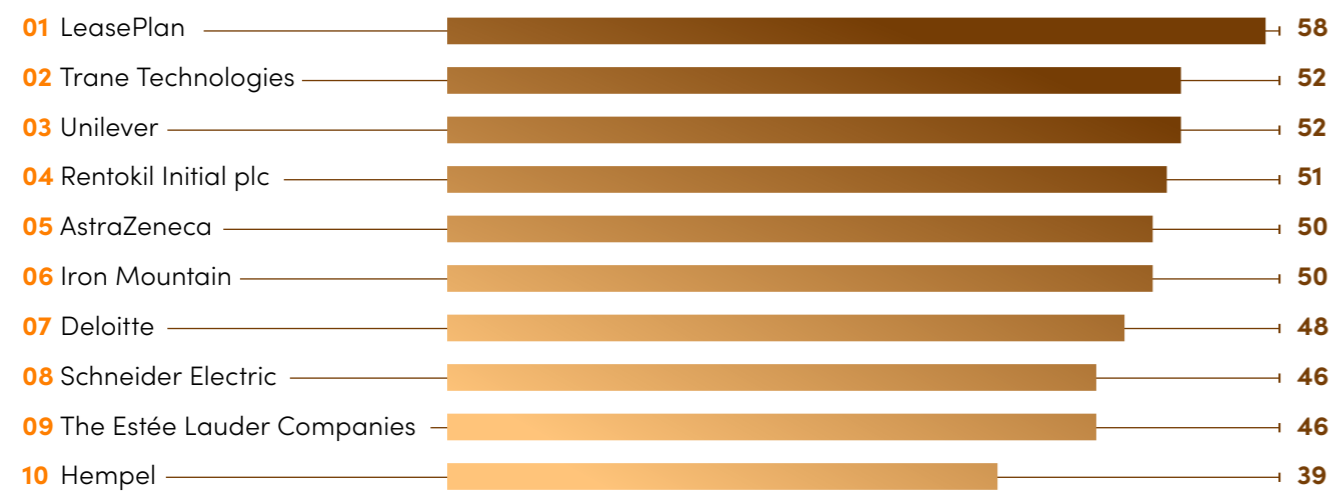


Countries where EV100 members have deployed EVs

EV100 deployment



Members with EVs deployed in the most locations (individual markets)



Total Figures

In the six years since its launch, EV100 has grown from an initial ten members to a network of businesses that now stands at 128, all committed to accelerating the uptake of EVs worldwide.

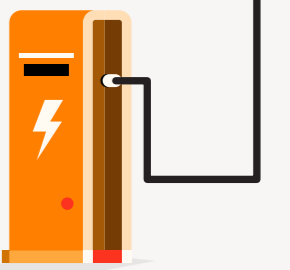
Total number of EVs deployed

636,019




Total charging units deployed

35,239



Total number of locations with EV charging

3,442





In the last year alone, EV100 members put over 231,000 EVs on the road, an increase of 57% compared to the year before.

We'll continue to raise ambition and urge other businesses, automakers and governments across the world to work collaboratively to make electric road transport the new normal.

This year we're seeing our members expand into new markets across the globe yet again, often as pioneers in countries that are still in the early stages of the electromobility transition. Our members have committed to putting 5.45 million EVs on the road by 2030, in 117 markets.

In the last year alone, EV100 members put over 231,000 EVs on the road, an increase of 57% compared to the year before. EVs were rolled out across 11 new markets last year, with the EV100 network of vehicles already in operation now spanning 71 markets.

Overall, EV100 members now have 636,019 EVs on the road; 124,821 EVs in corporate fleets and 511,198 in leased fleets².

Installing infrastructure is a vital part of EV100, with 73 of our members choosing to take on an additional charging commitment. Over the last year we've seen a 34% increase in the number of locations where charging was installed for staff and customers, meaning that 52% of total committed locations have already been equipped with charging infrastructure.

² There is potential overlap between corporate and leasing fleets, for example when corporate fleet members are customers of leasing members.



Individual Corporate Fleets

EV100 members have now committed to deploy 913,215 EVs into their directly controlled owned or leased fleet. Currently 124,821 EVs have been deployed into individual companies' fleets, with 45,206 of those vehicles added over the past year.

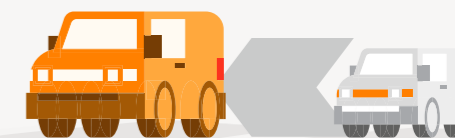
Corporate fleet EVs committed

913,215

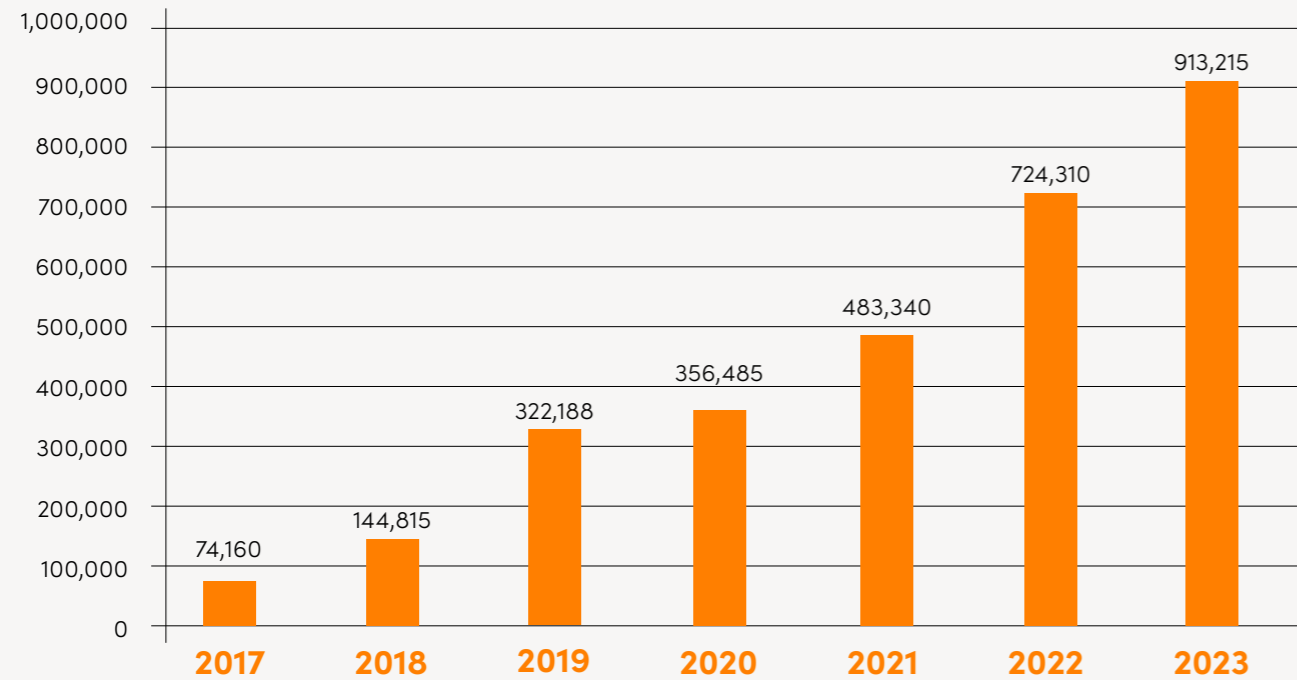


Corporate fleet EVs deployed

124,821

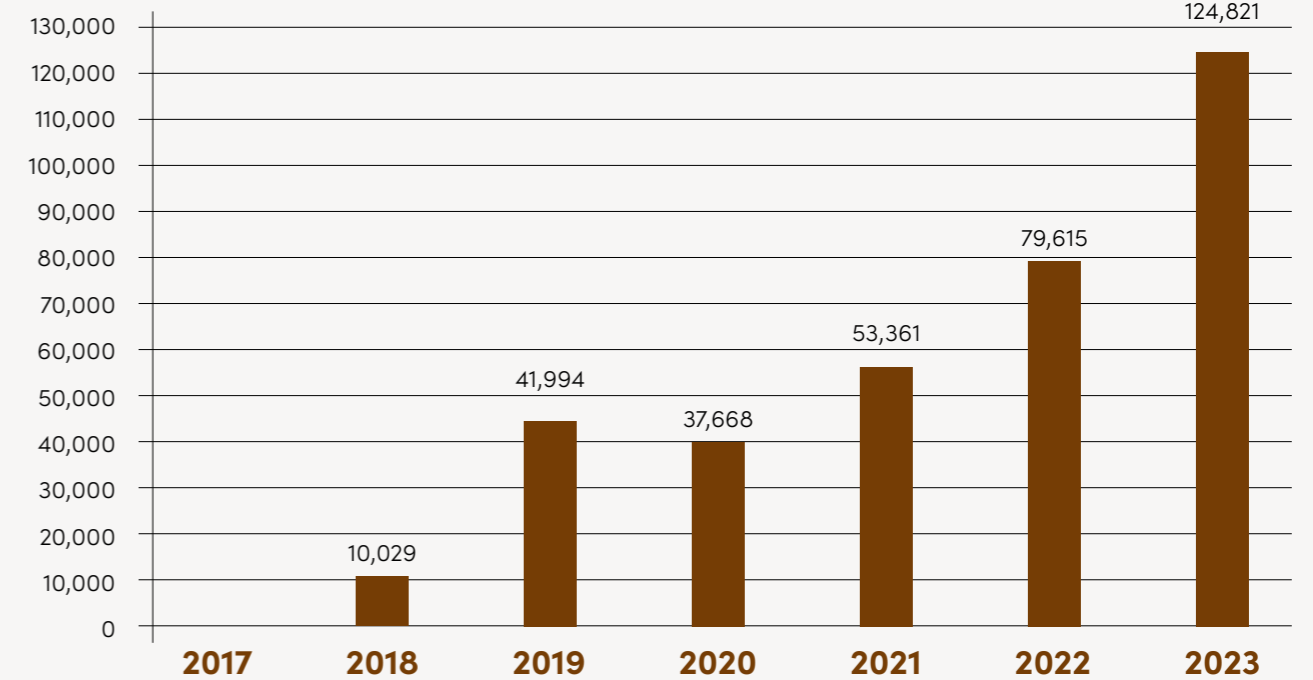


Total number of EV100 member corporate commitments between 2017-2023



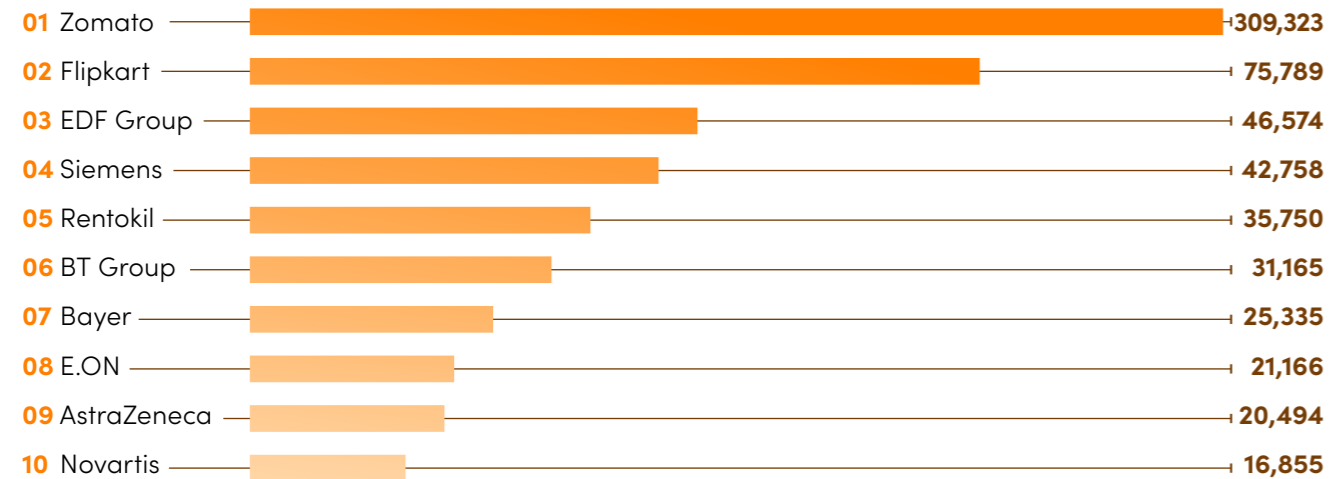
EV100 Corporate Fleet Commitments

Total number of EV100 member corporate EV deployments between 2017-2023

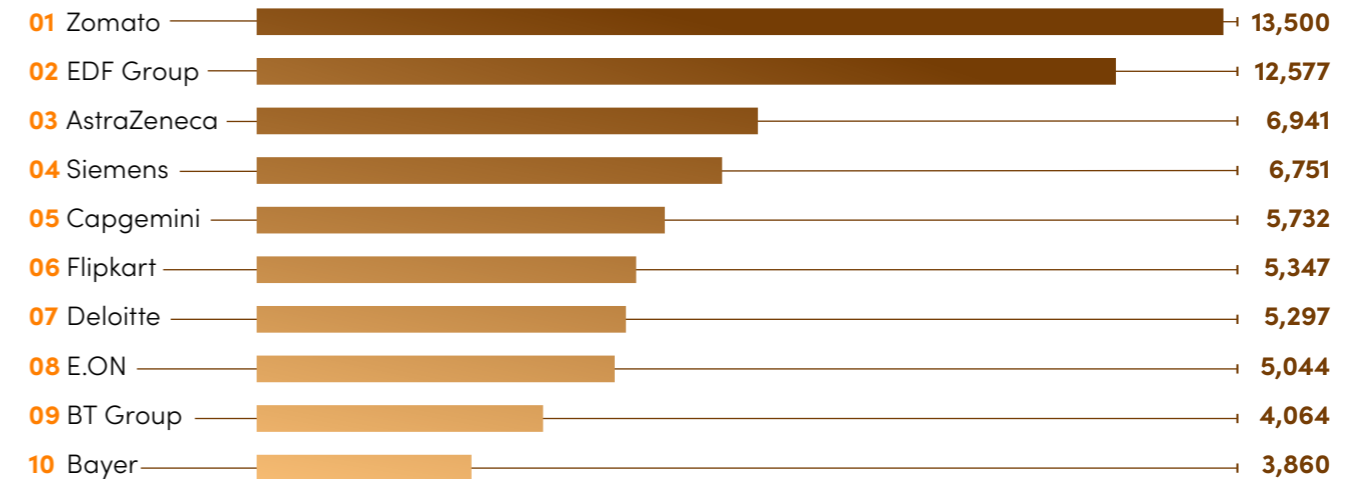


EV100 Corporate Fleet Deployments

Top ten corporate fleet commitments

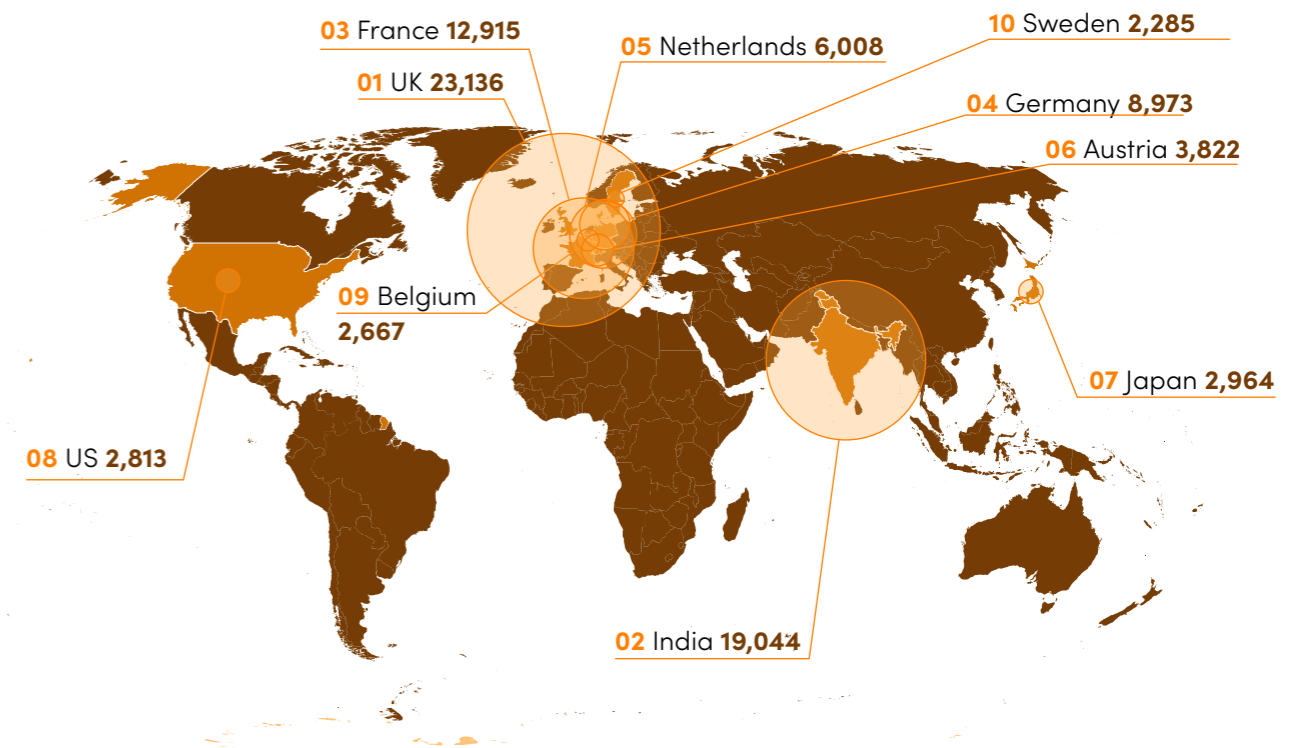


Top ten corporate fleet total deployments

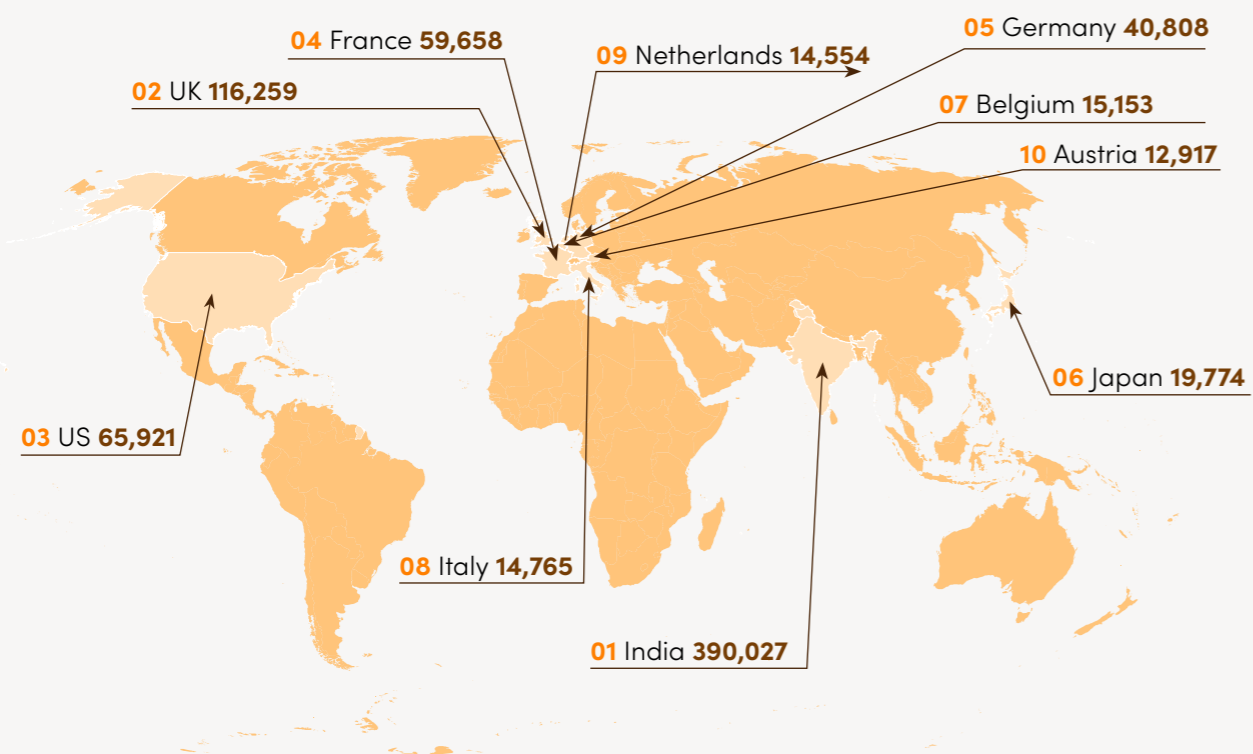




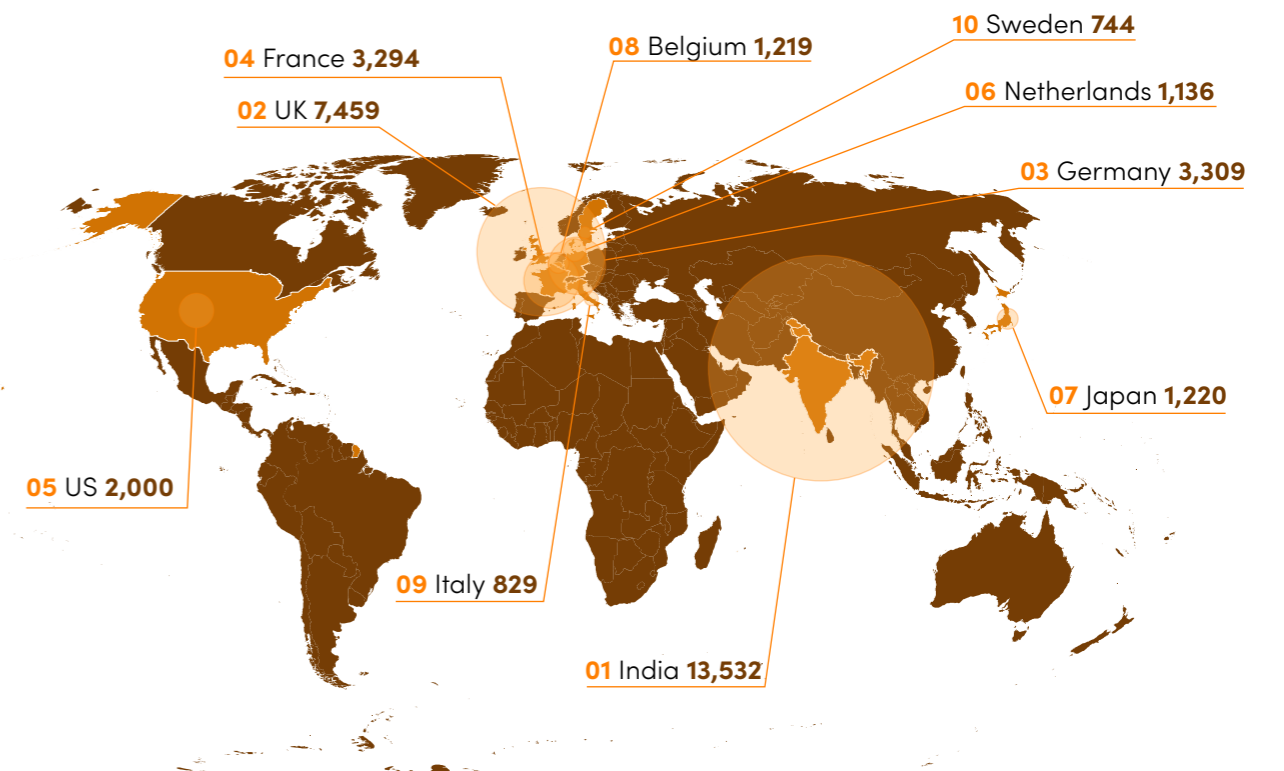
Markets with most corporate total EVs deployed



Markets with largest corporate fleet commitments



Markets with most new corporate EVs deployed over the past year



Company Fleets

		ICE	CNG/LNG	BEV	PHEV	HFC
Passenger vehicles	Motor-assisted 2 to 3 wheel	2	2	70	-	-
	Motorised 2 to 3 wheel	3,810	-	61	-	-
	4 or more wheeled	254,835	1,295	48,538	37,526	54
	Passenger vehicles (3.5t to 7.5t)	11,514	438	87	1	-
	Passenger vehicles (greater than 7.5t) Not included in commitment	2,687	4	133	4	-
Commercial goods vehicles	Motor-assisted 2 to 3 wheel	-	-	814	-	-
	Motorised 2 to 3 wheel	366,455	-	19,292	-	-
	4 or more wheeled	150,036	244	16,936	1,005	11
	Commercial goods vehicles (3.5t to 7.5t)	11,436	70	1,295	13	2
	Commercial goods vehicles (greater than 7.5t) Not included in commitment	10,061	15	85	2	3
Totals	810,836	2,068	87,311	38,551	70	



	2018	2019	2020	2021	2022	2023
Company vehicles operated by members	141,860	333,456	365,121	470,414	733,088	924,962
ICE Fleet No.	131,541	289,143	326,116	416,251	652,026	798,094
CNG/LNG Fleet No.	290	2,319	1,337	802	1,436	2,047
BEV Fleet No.	8,500	38,084	30,848	34,446	53,331	86,209
PHEV Fleet No.	1,528	3,901	6,813	18,897	25,976	38,545
HFC Fleet No.	1	9	7	18	319	67
Total Committed EV Fleet No.	144,815	322,188	356,485	483,340	724,310	913,215
Total Number of Evs	10,029	41,994	37,668	53,361	79,626	124,821
Total Number of motor assisted vehicles	-	-	14,479	2,752	7,625	888
EV Vehicles added in the last reporting year	-	3,528	4,367	15,655	21,250	38,549

Charging

In addition to transitioning their own corporate fleets, companies also have a major role to play in helping staff and customers use EVs by installing charging infrastructure at their sites.

73 EV100 members have committed to equipping all their relevant locations with charging infrastructure.

To date, they've installed 35,239 individual EV chargers at 3,442 different locations, meaning that over half of EV100's committed locations already have charging infrastructure.

5,057 charging stations were installed in the last year alone. Three EV100 members contributed substantially

to this figure, having installed over 1000 units each - Ingka Group (IKEA), Austrian Post and An Post.



Installations over the past year include 4,246 fast charging stations and 726 rapid charging stations. Excitingly, our members plan to build on this momentum with almost 7,000 rapid or fast charger installations planned over the next year.

Committed charging locations

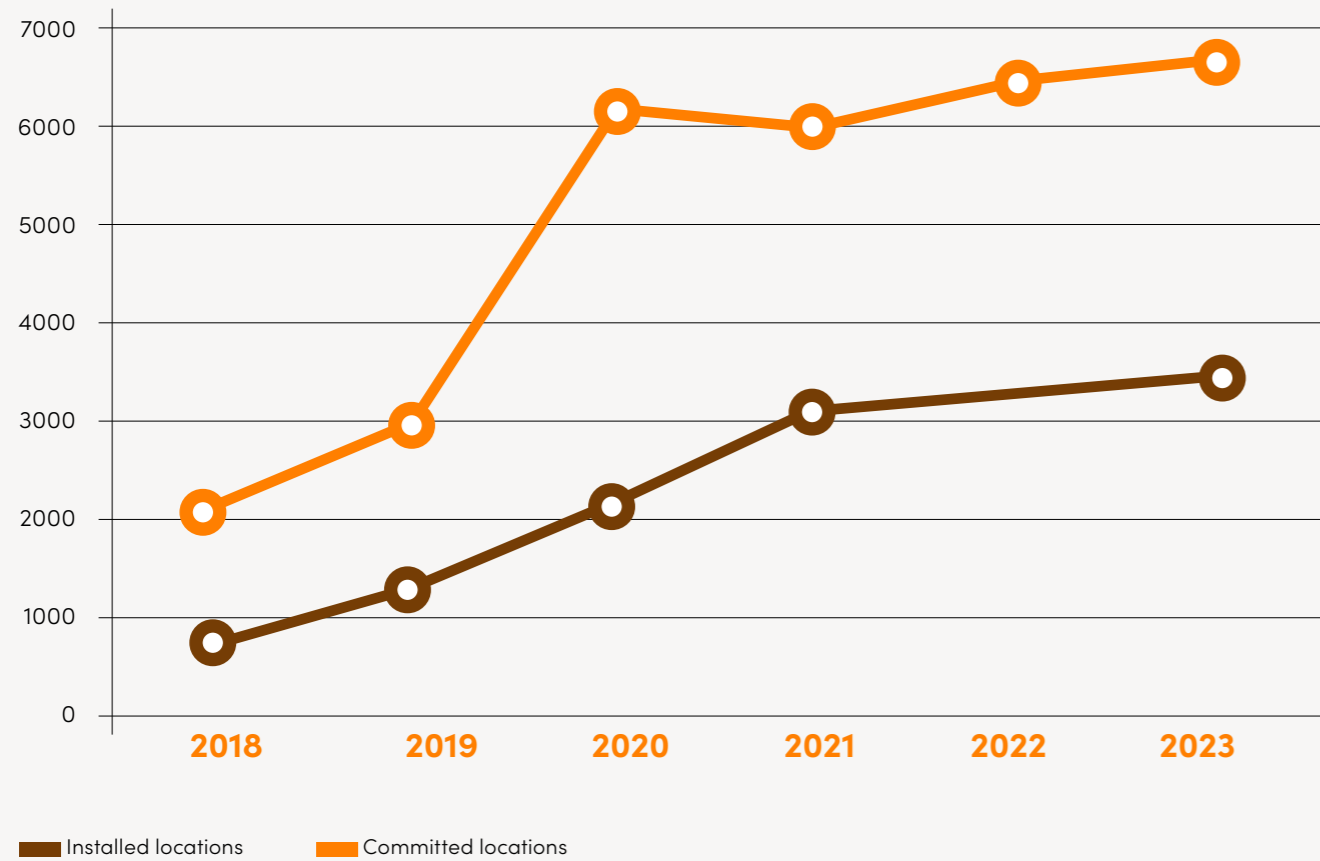
6,651

% of EV100 members that procure at least some renewable energy to power their charging stations.

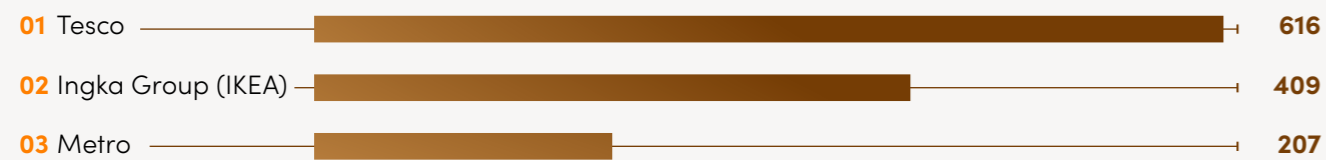
96%



Charging infrastructure progress 2018-2023



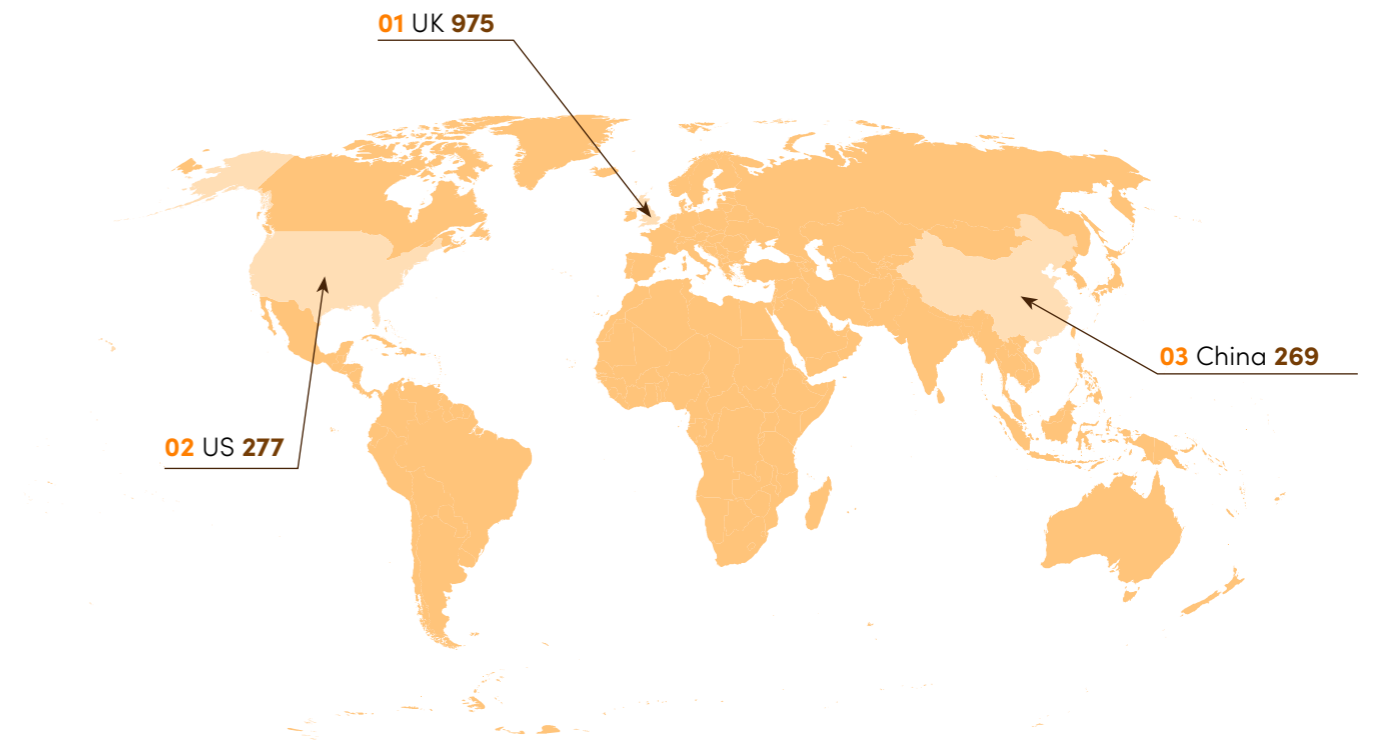
Top charging deployments to date (sites)



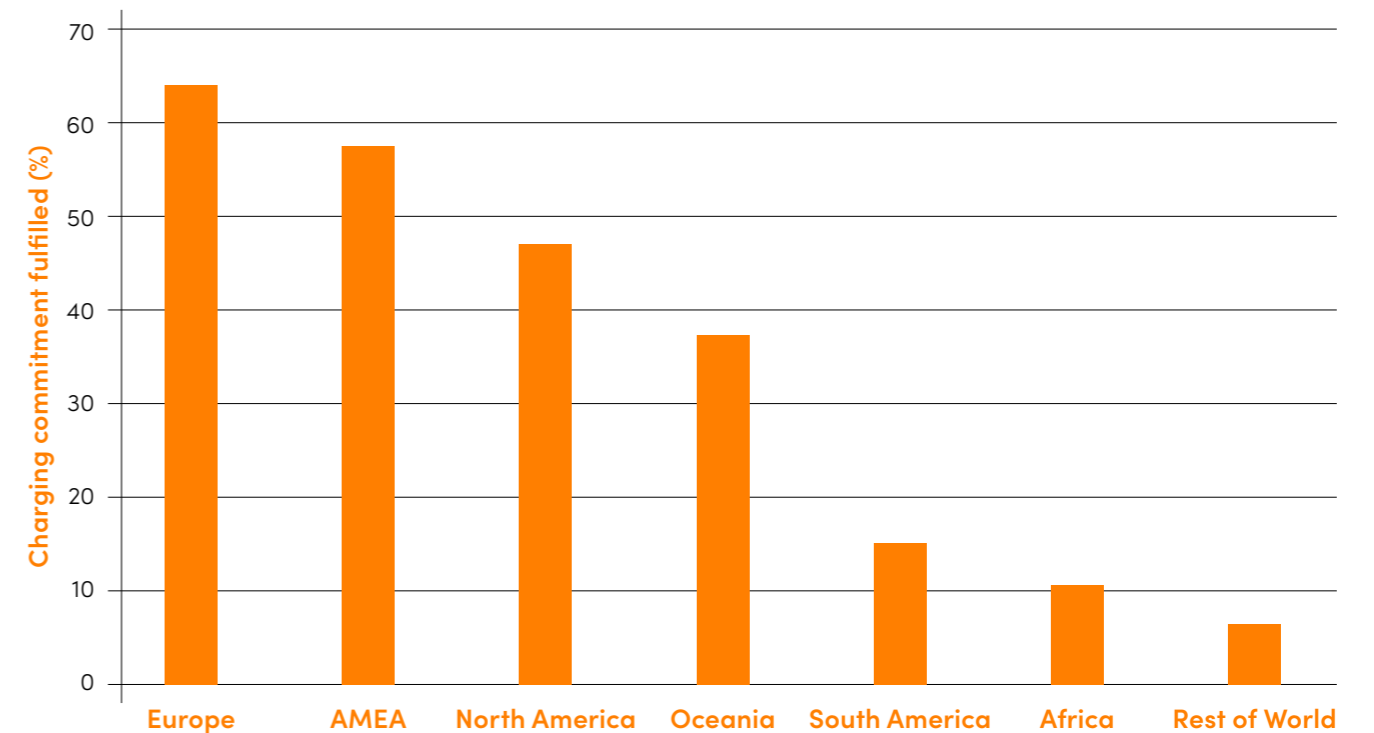
Top charging deployments to date (units)



Markets with the most charging sites:



Charging commitment progress by region



Leasing and Transport Network Companies

EV100 members also include a number of leasing companies and Transport Network Companies (TNCs), who either commit to deploy EVs across the fleets they're leasing to their customers, or encourage drivers on their platforms to use EVs.

Their different business models mean they don't have direct ownership or control of the fleets they're looking to switch, but they do hold a huge opportunity to influence their customers to do so.

Their wider impact on the transport sector is evidenced through their aggregated commitment of switching 4,539,132 vehicles. They've already deployed 511,198 EVs, with 186,205 of these added over the past year³.

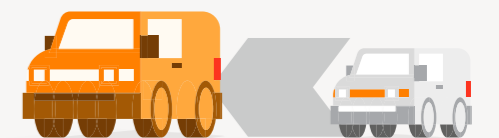
Committed vehicles

4,539,132



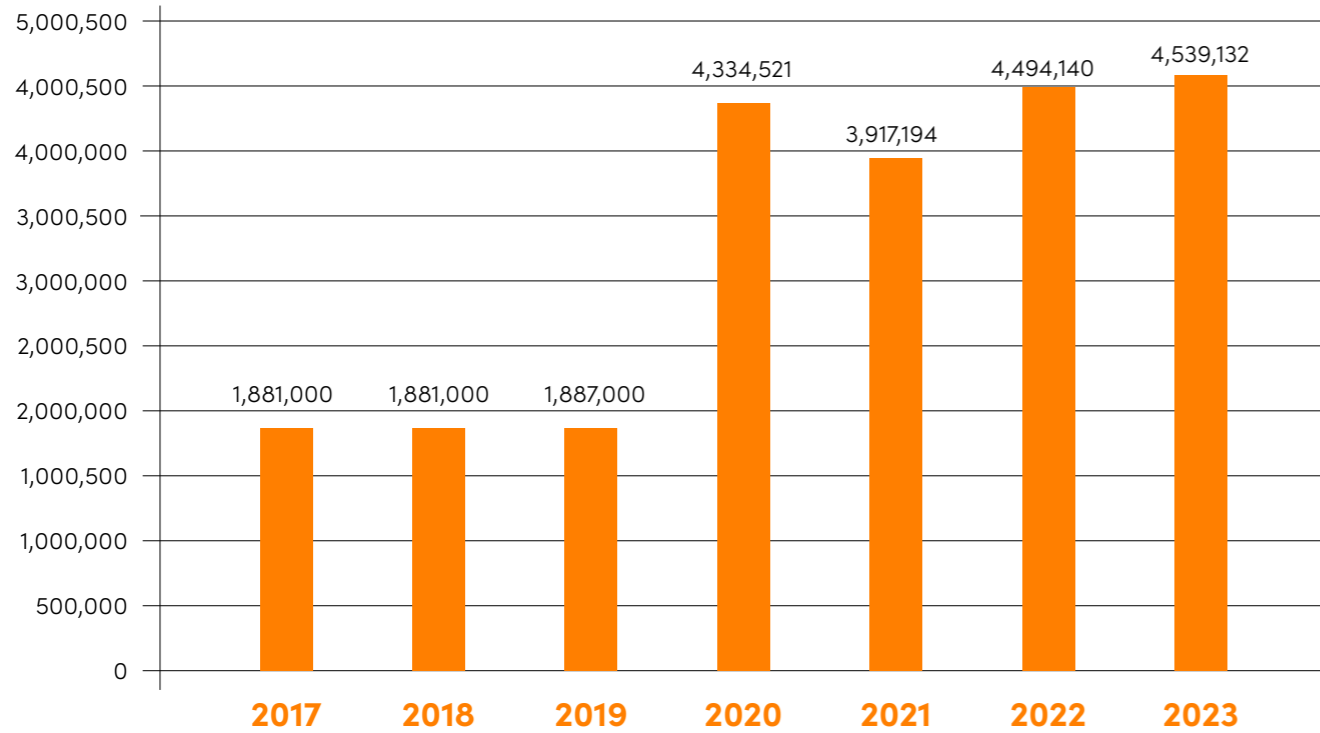
EVs deployed

511,198


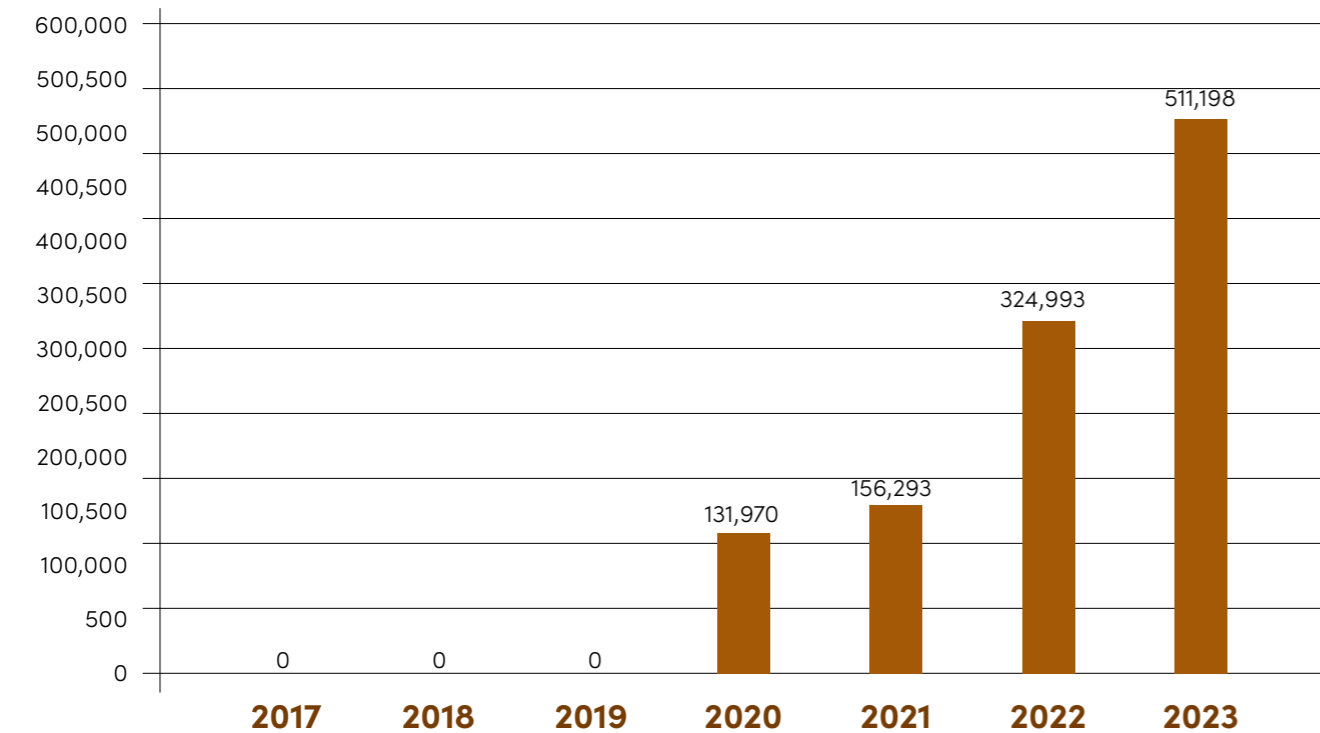


³ Figures include a number of shifts due to structural changes within companies, e.g. in the context of mergers and acquisitions.

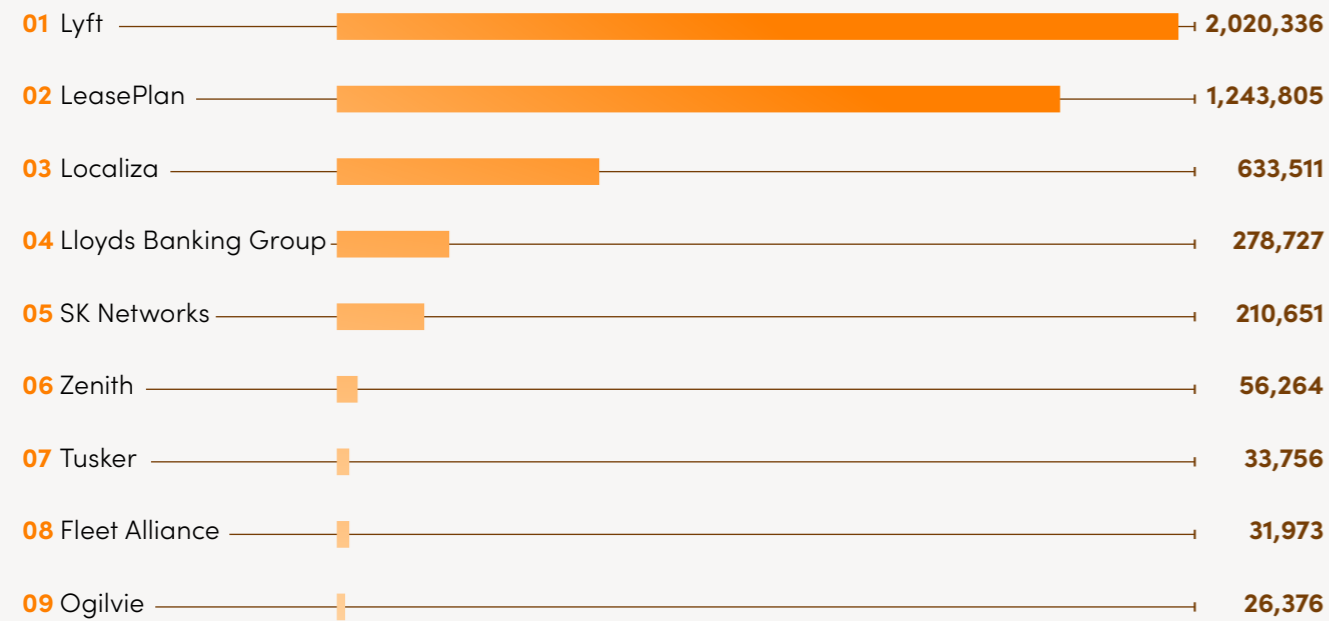
Total number of EV100 Leased and TNC fleet commitments between 2017-2023



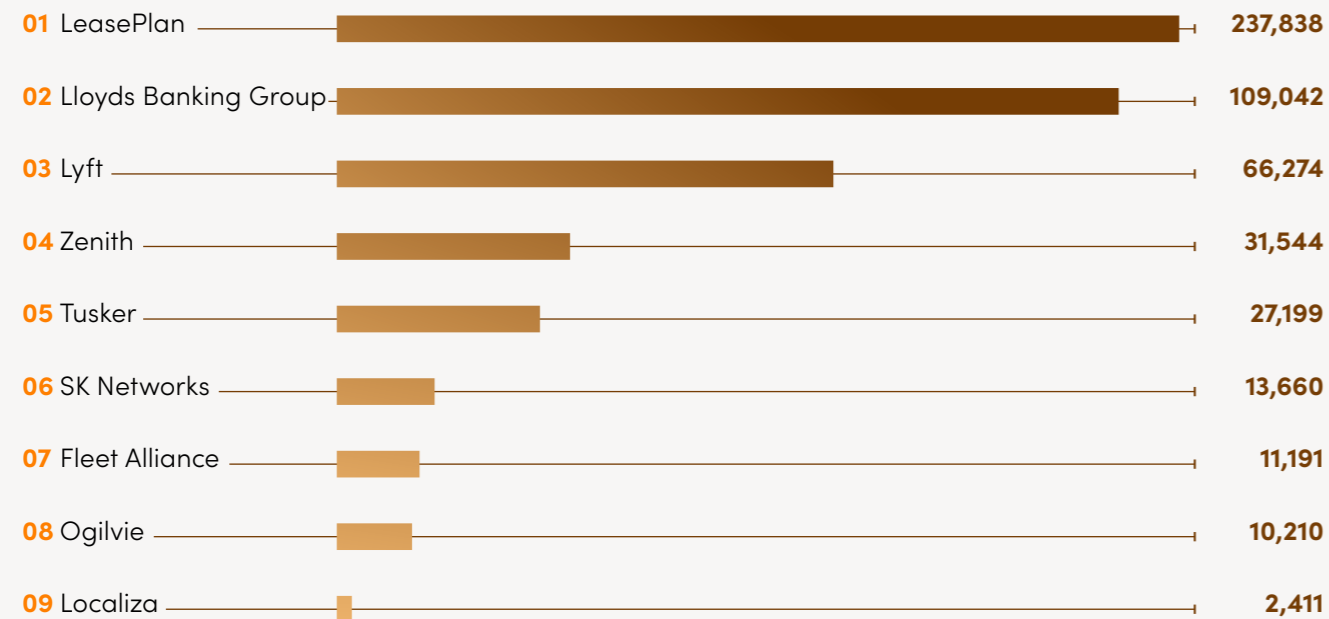
Total number of EV100 Leased and TNC fleet deployments between 2017-2023



Leased and Transport Network Company fleet commitments



Leased and Transport Network Company total fleet deployments

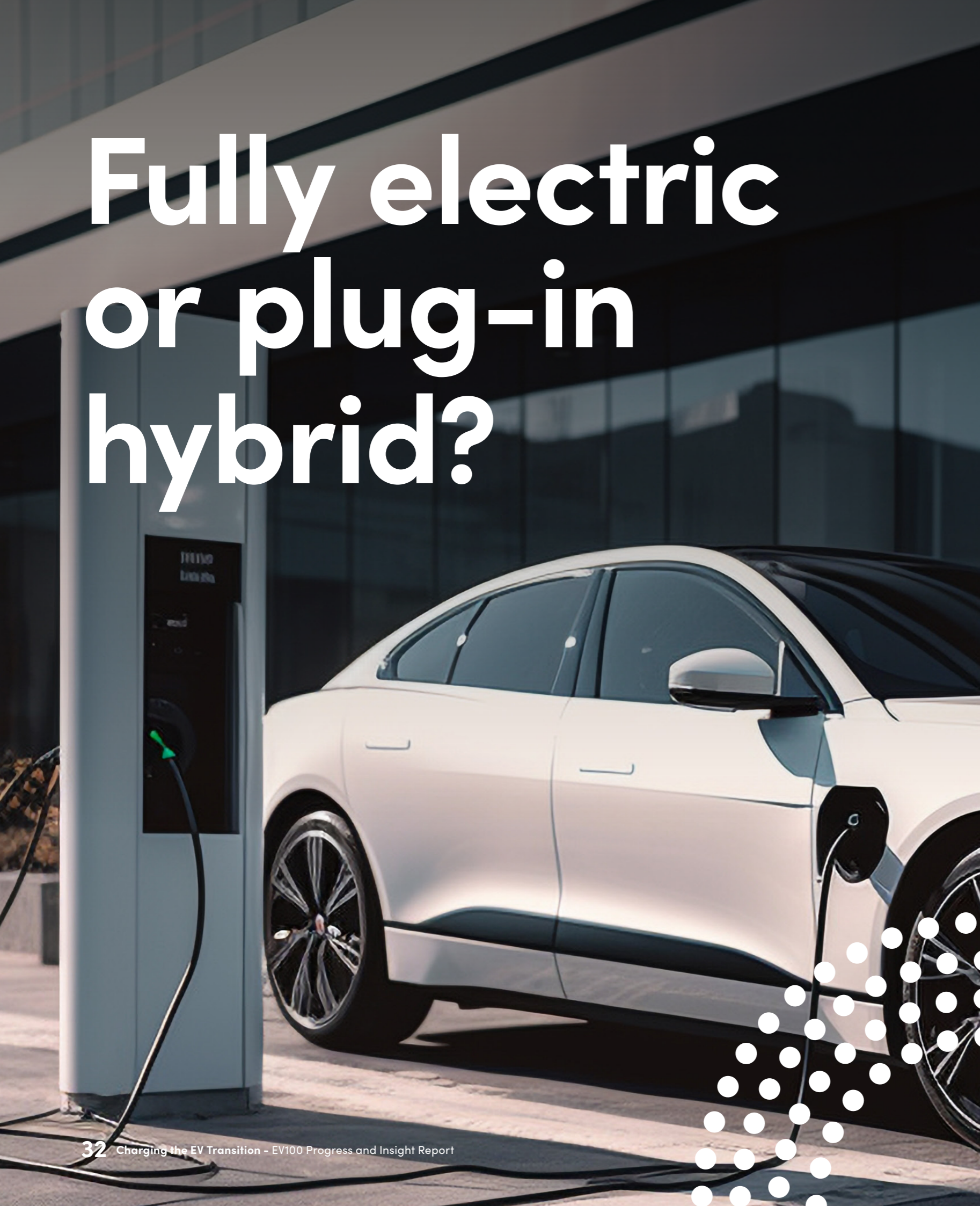


Leasing/TNC Fleets

		ICE	CNG/LNG	BEV	PHEV	HFC
Passenger vehicles	Motor-assisted 2 to 3 wheel	-	-	45,938	-	-
	Motorised 2 to 3 wheel	4,369	30	188	3	-
	4 or more wheeled	3,659,326	17,870	269,587	168,145	161
	Passenger vehicles (3.5t to 7.5t)	2	-	-	-	-
Commercial goods vehicles	Motor-assisted 2 to 3 wheel	-	-	-	-	-
	Motorised 2 to 3 wheel	-	-	66	-	-
	4 or more wheeled	385,586	1,548	24,175	2,862	-
	Commercial goods vehicles (3.5t to 7.5t)	10,307	49	72	1	-
Totals		4,059,590	19,497	340,026	171,011	161

	2018	2019	2020	2021	2022	2023
Leasing/TNC vehicles operated by members			4,353,736	3,924,993	4,498,393	4,544,347
ICE Fleet No.			4,221,764	3,764,430	4,142,864	4,059,590
CNG/LNG Fleet No.			2	4,270	30,846	19,497
BEV Fleet No.			100,383	88,884	196,137	294,088
PHEV Fleet No.			31,578	67,381	128,389	171,011
HFC Fleet No.			9	28	157	161
Total Committed EV Fleet No.			4,334,521	3,917,194	4,494,140	4,539,132
Total Number of EVs			131,970	156,293	324,683	465,260
Total Number of motor-assisted vehicles			29,761	29,114	491	45,938
EV vehicles added to the last reporting year			13,913	28,601	97,480	113,300

Fully electric or plug-in hybrid?



While EV100 allows plug-in hybrids (PHEVs) with a minimum of 30 miles/50km electric range to be part of the commitment as a transition strategy, full climate benefits will only be achieved with a shift to fully battery electric vehicles (BEVs)⁴.

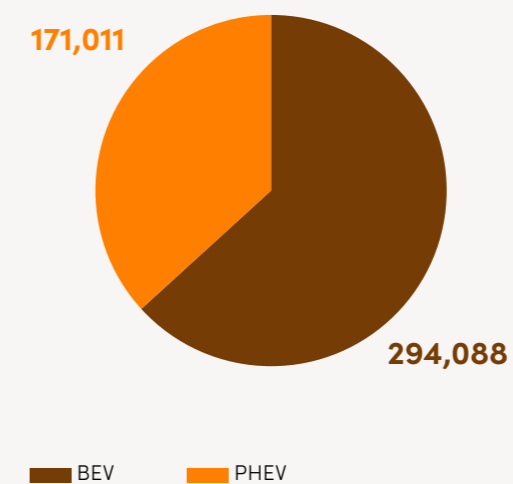
Encouragingly, as battery technology advances and charging infrastructure is built out, range concerns reduce, and we're already seeing a clear preference for BEVs across EV100.

Within individual corporate fleets, BEV deployment has increased more than ten-fold since 2018, from 8,500 vehicles to 86,209 vehicles reported in 2023.

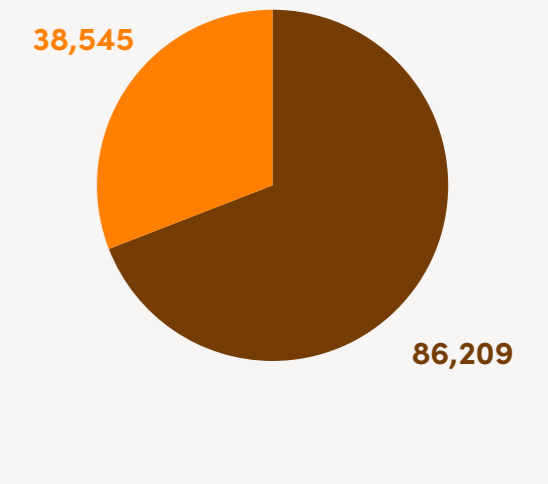
Over the last year, PHEV procurement grew by just under 51%, while BEV procurement increased by 62%.

Similarly, BEV deployment across leasing and TNC fleets in the last year has increased by 50% from 88,884 to 294,088, whereas PHEV deployment only increased by 33%, up from 128,389 last year to 171,011 currently.

Procurement of EVs for leasing fleets in 2023



Procurement of EVs for corporate fleets in 2023



⁴ Over an entire lifecycle, BEV emissions are lower than PHEVs emissions. Over an entire lifecycle, BEV emissions can be as much as 67% lower than ICE vehicles. For PHEVs, emissions savings vary wildly, with some models only reducing lifecycle emissions by around 10% when compared with ICE vehicles.

Regional overview

Across the globe, EV100 members are demonstrating continued leadership in their efforts to transition their fleets⁵, but success is also influenced and limited by the context within each market.

We're seeing the strongest uptake in areas where the policy landscape makes it easier to confidently invest in EVs and charging

infrastructure, and challenges remain in areas where there is less legislative support for the transition.



⁵ A few reporting members were unable to provide a full geographic breakdown of their fleets in their report this year, as such their contribution to each region could not be included.



United Kingdom

We've a high number of UK-headquartered members, making up around one third of EV100's network, and the UK continues to lead with over 700,000 committed vehicles across UK-based member fleets.

With 7,459 EVs added to corporate fleets in the UK last year, around 20% of the 116,366 corporate fleet vehicles committed to electric are already on the road.

Leased fleet deployment increased from 22% to 35% this year, against a commitment of over 600,000 vehicles. Lloyd's Banking Group had the largest deployment of leased vehicles in the UK, with 36,631 vehicles, and the second-largest leasing deployment by market overall. Additionally, the UK boasts a far higher number of committed charging locations – the UK has almost double the committed sites as the second highest market (the US) and with over 2,000 sites already in operation, 90% of committed infrastructure in the UK has already been installed.

These results also reflect the UK's political leadership on EVs. While it was disappointing to see UK Prime Minister Rishi Sunak push back the end date for new petrol and diesel car sales from 2030 to 2035, the UK's ZEV mandate will still help ensure the vast majority of sales of new cars are zero emission by 2030. EV100 members continue to support the phase out of ICE vehicles through initiatives such as the [UK Electric Fleets Coalition \(UKEFC\)](#), which has been running since 2020.



The rest of Europe and the European Union

Across mainland Europe, commitments now total 228,921 vehicles, and 46,835 of these are already on the road.



Across mainland Europe, commitments now total 228,921 vehicles, and 46,835 of these are already on the road. In the Netherlands, which has traditionally been a pacesetter for EV adoption, EV100 businesses will put 56,799 EVs on the road, with 41% of committed vehicles already deployed across company fleets and 31% deployed in leased fleets.

Fleets in Germany and France are showing strong progress as well. Fleets in both countries achieved high conversion rates in the past year, reaching 22% conversion of corporate fleets, with around 30,000 EVs on the roads in each market already. In France there's steady progress, with 3,294 EVs added in the last year. In Germany, 3,309 EVs were deployed in the past year.

The clear trajectory towards an ICE phase out by 2035 now set with the EU CO₂ Emissions Standards Regulation, and the impulse for EU-wide charging infrastructure roll-out created with the Alternative Fuel Infrastructure Regulation, will further accelerate the momentum over the coming years.

However, more work needs to be done to ensure the EV transition happens at pace across all EU member states, including in Central and Eastern Europe, where procurement is much slower and infrastructure is lacking. With 28 EV100 companies having fleet vehicles in either Poland or Hungary, however, our member companies are well placed to help drive that transition.



Japan and South Korea

EV100 members continue to invest in EVs in Japan, with commitments totalling 20,000 vehicles from 21 businesses, of which 7 are headquartered in the country.

The region's deployment grew 3% on the year before, thanks to 1,220 EVs being added to corporate fleets.



Charging infrastructure continues to develop – our members operating in Japan have 102 sites already in operation, out of a total of 328 committed locations.

Japanese automaker enthusiasm for hybrid vehicles remains an obstacle to more rapid EV take-up, limiting the availability of fully electric models and skewing costs compared to European markets. Despite this, members continue to demonstrate strong leadership in the region by committing to EVs – for example, Nippon Telegraph and Telephone Corporation and Novartis procured 700 and 500 EVs respectively for the Japanese market in the last year.

Our work in Japan has expanded significantly, with a dedicated policy project now in action, and a series of events scheduled throughout 2024.

South Korea is due to see a surge in deployment rates, with South Korean-headquartered member SK Networks reporting that they plan to procure 9,500 EVs in the next year. This means that South Korea has the second largest planned increase in total EVs across corporate and leased fleets.



US and Canada

EV100 members are currently running 70,000 EVs across company and leasing fleets in the US and Canada.



With 4% of committed vehicles currently deployed in the US, the speed at which ICE vehicles are transitioning to electric needs to rapidly increase.

However, with new investment impetus created through the Inflation Reduction Act, and continued leadership at State level, momentum is growing and procurement has increased almost tenfold since the previous reporting period. In total, 2,211 company EVs were deployed over the last year.

US businesses have already installed 42% of committed charging infrastructure across

277 individual sites. With a strong network of EV100 members in the US, the region is well placed to grow as a leader in the global transition, despite the upcoming Presidential election creating uncertainty.

Improving charging infrastructure is key to supporting the transition to EVs, particularly in Canada where long drive times and harsh conditions can make EVs less appealing as fleet vehicles. EV100 members operating in Canada have installed infrastructure at just under half of their 67 committed charging locations and placed 1,427 total EVs on the road so far.



Latin America

There are over 12,000 company fleet vehicles committed in Latin America, and an additional 17,000 leased vehicles in Mexico alone.

Only 148 of the company fleet vehicles are electric so far, however, predominantly in Mexico and Brazil, with an additional 324 and 1,523 leasing vehicles deployed in these markets respectively. Infrastructure has been installed across 14 sites, with commitments spanning 66 locations.

A key barrier for companies is the lack of EVs available in Latin American as automakers prioritize other markets. Together with our members and partners, a strong demand signal needs to be sent to automakers and governments to increase vehicle availability and enhance political support.



India

India's potential for EV adoption is huge given supportive government policy that has allowed EV100 members to commit over 390,000 corporate fleet vehicles to go electric.



While two companies - Zomato and Flipkart - make up the bulk of these commitments, more than 20 businesses have committed to electrifying their fleets in India by 2030. Some of our members committing to electrify sizable fleets in the market include Leaseplan, Wipro, Zomato, Barclays, Flipkart and Waycool Foods and Products. To date, 5% of corporate

fleet vehicles in India are already electric, with 3% of leasing vehicles already EVs.

Around half of all members operating in India have also already installed charging infrastructure across the country. Last year, charging infrastructure was installed at 70 sites. 7 out of 14 Indian headquartered members did not report this year.



Oceania

There was a significant increase in committed vehicles in Oceania this year, indicating a growing confidence in the EV market across Australia and New Zealand.



This confidence will need to increase to transition all 6,630 committed vehicles to electric, as currently only 300 EV100 EVs are on the road in the region. Policy landscapes here are less favourable to EV uptake, and automakers must be encouraged by both businesses and governments to expand their EV offering.

Charging commitments increased by 54% to 91 locations, with infrastructure already installed at 35 locations. The lack of public charging infrastructure remains another key barrier for further uptake, as does the uneven patchwork of financial incentives across individual states.



Across the globe, EV100 members are demonstrating continued leadership in their efforts to transition their fleets

EV100+



The market for zero emission medium- and heavy-duty vehicles (MHDVs) continues to evolve following the launch of our EV100+ initiative in 2022.

In the last 12 months, we've welcomed Prologis, a global leader in logistics real estate, to the initiative, joining founding members A.P. Moller – Maersk, GeoPost/DPD group, Inter IKEA, JSW Steel Limited and Unilever.

The heaviest, dirtiest vehicles on our roads produced over 5% of total global CO₂ emissions in 2019 – greater than the aviation and shipping industries combined. Currently, EV100+ member commitments total over 90,000 vehicles globally, alongside additional commitments to build out charging networks capable of charging the biggest trucks.

While the details of these commitments are not yet fully covered in this year's reporting cycle, EV100+ members have already been very active in our work, including by leading the push for strong CO₂ emission targets for HDVs in the EU, and joining the conversation on fuel standards in the US.

In September 2023, we also announced that JSW Steel, IKEA and Flipkart will be launching pilots to introduce electric trucks across their fleets in India – a market that is expected to see the number of trucks on the road quadruple by 2050. The pilot, rolled out under the EV100+ banner, is taking place on routes with a large fleet vehicle presence, and is running until 2025.



Annex

EV100 Members 2023

Member data runs until October 2023

Member	Reporting submission time period	HQ Location	Joining year	Corporate vehicles covered by EV100 fleet commitment	Percentage of corporate vehicles already converted to EVs-	Leased vehicles covered by EV100 fleet commitment	Percentage of leased vehicles already converted to EVs	Member with service provider commitment	Office sites covered by EV100 workplace charging commitment	Percentage of office sites with charging already installed	Customer sites covered by EV100 customer charging commitment	Percentage of customer sites with charging already installed	Locations with a commitment to install staff and customer charging	Percentage of locations with charging already installed
ABB Asea Brown Boveri Ltd	May 2022 - April 2023	Switzerland	2021	10,896	25%									
AEON Mall	April 2022 - March 2023	Japan	2017								99	87%		
Aéroports de Montréal	October 2022 - September 2023	Canada	2019	82	13%			YES	2	100%				
AGL Energy Ltd	October 2022 - September 2023	Australia	2020	395	13%									
Airport Authority Hong Kong*	Did not report	Hong Kong	2018	2,089	35%*			YES	1	100%*	1	100%*	1	100%*
Allianz SE	January 2022 - December 2022	Germany	2022	8,537	11%									
An Post	September 2022 - September 2023	Ireland	2021	5,672	21%				59	100%				
APCOA Parking Ltd	October 2022 - September 2023	United Kingdom	2019	220	34%			YES			500	13%		
ASKUL Corporation	May 2022 - May 2023	Japan	2017	246	7%									
AstraZeneca	October 2022 - September 2023	United Kingdom	2019	20,494	34%									
Austrian Post	July 2022 - June 2023	Austria	2019	9,201	29%				20	0%				
Ausurus Group / EMR	January 2022 - December 2022	United Kingdom	2020	348	44%									
Astara Mobility	Recent joiner	Spain	2023	1,200	Recent joiner				150	Recent joiner	250	Recent joiner		
Aviva Plc	September 2022 - August 2023	United Kingdom	2021	977	74%				16	81%				
Babor	June 2022 - May 2023	Germany	2020	74	55%			YES	1	100%	1	100%	1	100%
Baidu	September 2021 - September 2022	China	2017	7	100%	600	100%		7	100%	1	100%	1	100%
Bank of America	January 2022 - December 2022	United States of America	2018						43	84%				
Barclays Plc	July 2022 - June 2023	United Kingdom	2022	3,163	33%									

Annex

Member	Reporting submission time period	HQ Location	Joining year	Corporate vehicles covered by EV100 fleet commitment	Percentage of corporate vehicles already converted to EVs-	Leased vehicles covered by EV100 fleet commitment	Percentage of leased vehicles already converted to EVs	Member with service provider commitment	Office sites covered by EV100 workplace charging commitment	Percentage of office sites with charging already installed	Customer sites covered by EV100 customer charging commitment	Percentage of customer sites with charging already installed	Locations with a commitment to install staff and customer charging	Percentage of locations with charging already installed
Bayer	September 2022 - September 2023	Germany	2022	25,335	15%									
Biogen*	Did not report	United States of America	2020	1,978	5%*				47	21%*				
Bounce*	Did not report	India	2019	6,000	100%*				100	100%*	100	100%*	100	100%*
BSES Rajdhani Power Limited*	April 2021 - March 2022	India	2019	191	13%*			YES					51	100%*
BSES Yamuna Power Limited**	Did not report	India	2019	18	Did not report			YES					15	Did not report
BT Group	April 2022 - March 2023	United Kingdom	2018	31,165	13%				35	100%				
Capgemini	October 2022 - September 2023	France	2021	11,723	49%									
Centrica	July 2022 - June 2023	United Kingdom	2019	9,643	36%									
Chalet Hotels	April 2021 - March 2022	India	2018	23	0				6	100%	6	100%	6	100%
Christchurch Airport	July 2022 - June 2023	New Zealand	2018	19	79%				1	100%	1	100%	1	100%
City Link Portal**	Did not report	India	2023	650	Did not report									
Clif Bar	July 2022 - June 2023	United States of America	2018	12	0%				3	100%				
CLP Group	August 2022 - July 2023	Hong Kong	2019	949	22%				182	52%				
Coca-Cola Europacific Partners	October 2022 - September 2023	United Kingdom	2021	11,525	21%				150	37%				
Costain	April 2022 - March 2023	United Kingdom	2020	1,717	51%			YES	3	100%	3	100%	3	100%
Currys	April 2022 - March 2023	United Kingdom	2020	976	4%			YES	486	4%				
Dalmia Cement*	Did not report	India	2021	182	13%*									
Danfoss	July 2022 - June 2023	Denmark	2019	2,488	19%				410	20%	2	100%	2	100%
Deloitte	June 2022 - May 2025	N/A	2021	13,453	39%									

Annex

Member	Reporting submission time period	HQ Location	Joining year	Corporate vehicles covered by EV100 fleet commitment	Percentage of corporate vehicles already converted to EVs-	Leased vehicles covered by EV100 fleet commitment	Percentage of leased vehicles already converted to EVs	Member with service provider commitment	Office sites covered by EV100 workplace charging commitment	Percentage of office sites with charging already installed	Customer sites covered by EV100 customer charging commitment	Percentage of customer sites with charging already installed	Locations with a commitment to install staff and customer charging	Percentage of locations with charging already installed
Delta Electronics	September 2022 - August 2023	Taiwan	2018	190	35%				20	140%	20	140%	20	140%
E.ON	October 2022 - September 2023	Germany	2018	21,850	18%				200	78%	200	78%	200	78%
EDF Group	September 2022 - August 2023	France	2017	46,574	27%									
EDP - Energias De Portugal	October 2022 - September 2023	Portugal	2020	4,238	28%									
Efacec	October 2022 - September 2023	Portugal	2019	392	17%								3	100%
The Estée Lauder Companies	July 2022 - June 2023	United States of America	2022	2,065	5%									
Fleet Alliance	April 2022 - March 2023	United Kingdom	2020	20	100%	31,973	35%		1	100%	1	100%	1	100%
Flipkart	October 2022 - September 2023	India	2020	75,789	7%			YES						
Foxtons	October 2022 - September 2023	United Kingdom	2019	948	32%									
GEA Group	Recent joiner	Germany	2023	1,196	Recent joiner				310	Recent joiner				
Genentech	October 2022 - September 2023	United States of America	2019	1,632	35%			YES	7	100%				
Genesis Energy Ltd*	Did not report	New Zealand	2018	110	47%*			YES	9	100%*				
Gilead Sciences Inc	January 2022 - December 2022	United States of America	2021	3,423	1%									
GlaxoSmithKline	August 2022 - July 2023	United Kingdom	2020	14,563	15%				100	30%				
Goldman Sachs	October 2022 - September 2023	United States of America	2019						6	33%				
Ground Control*	Did not report	United Kingdom	2021	588	35%*									
Grundfos Pompy	July 2022 - June 2023	Denmark	2020	2,385	27%				90	49%	70	40%	70	40%
Heathrow Airport	October 2022 - September 2023	United Kingdom	2017	150	92%	89	74%	YES	2	100%	1	100%		
Hempel	September 2022 - September 2023	Denmark	2021	1,330	36%									

Annex

Member	Reporting submission time period	HQ Location	Joining year	Corporate vehicles covered by EV100 fleet commitment	Percentage of corporate vehicles already converted to EVs-	Leased vehicles covered by EV100 fleet commitment	Percentage of leased vehicles already converted to EVs	Member with service provider commitment	Office sites covered by EV100 workplace charging commitment	Percentage of office sites with charging already installed	Customer sites covered by EV100 customer charging commitment	Percentage of customer sites with charging already installed	Locations with a commitment to install staff and customer charging	Percentage of locations with charging already installed
HP Inc.	October 2022 - September 2023	United States of America	2018	4,522	14%				77	55%				
Iberdrola	October 2022 - September 2023	Spain	2019	3,912	22%			YES	59	100%				
Ingka Group (IKEA)	September 2022 - August 2023	The Netherlands	2017	6,823	34%			YES	483	85%	413	91%	413	91%
InterEnergy	October 2022 - September 2023	Dominican Republic	2021	98	91%			YES	2	100%	544	0%		
Iron Mountain	October 2022 - September 2023	United States of America	2020	1,310	12%									
John Sisk & Son*	Did not report	Ireland	2019	697	15%*				94	27%*				
JSW Cement	April 2022 - March 2023	India	2021	33	0			YES	20	5%				
Kandenko	April 2022 - March 2023	Japan	2021	2,174	2%									
Kier Group plc	July 2022 - June 2023	United Kingdom	2021	3,904	17%									
Landsec	April 2022 - March 2023	United Kingdom	2019										40	75%
LeasePlan	April 2022 - March 2023	The Netherlands	2017	2,491	40%	1,243,805	19%	YES						
LG Energy Solution	October 2022 - September 2023	South Korea	2021	749	13%				10	100%	4	100%	3	100%
Lime	June 2022 - May 2023	United States of America	2022	290	53%									
Lloyds Banking Group	September 2022 - August 2023	United Kingdom	2020	938	70%	278,727	39%		49	80%				
Localiza	June 2022 - June 2023	Brazil	2021	2,582	1	633,511	0%							
LONGi Group	October 2022 - September 2023	China	2020										30	60%
Lyft	January 2022 - December 2022	United States of America	2020			2,020,336	3%							
M Group Services	October 2022 - September 2023	United Kingdom	2021	9,850	13%									
Mawdsleys	April 2022 - March 2023	United Kingdom	2019	110	15%			YES	6	67%				

Annex

Member	Reporting submission time period	HQ Location	Joining year	Corporate vehicles covered by EV100 fleet commitment	Percentage of corporate vehicles already converted to EVs-	Leased vehicles covered by EV100 fleet commitment	Percentage of leased vehicles already converted to EVs	Member with service provider commitment	Office sites covered by EV100 workplace charging commitment	Percentage of office sites with charging already installed	Customer sites covered by EV100 customer charging commitment	Percentage of customer sites with charging already installed	Locations with a commitment to install staff and customer charging	Percentage of locations with charging already installed
Mercury	July 2022 - June 2023	New Zealand	2017	112	67%			YES	21	100%				
Metro AG	October 2022 - September 2023	Germany	2017					YES	2	100%	205	100%		
Mindspace REIT	April 2022 - March 2023	India	2020						5	100%	5	100%	5	100%
Mitie	October 2022 - September 2023	United Kingdom	2019	7,182	52%				61	36%	61	36%	61	36%
National Grid	April 2022 - March 2023	United Kingdom	2021	7,527	6%									
Natwest Group	October 2022 - September 2023	United Kingdom	2018	36	33%				14	71%	3	100%	3	100%
Naver Corporation	October 2022 - September 2023	South Korea	2022	79	18%			YES	6	67%	6	67%	6	67%
Next	August 2022 - July 2023	United Kingdom	2021	1,161	33%				33	67%	10	20%	10	20%
Nichicon Corporation	October 2022 - September 2023	Japan	2021	154	15%									
Nippon Telegraph and Telephone Corporation (NTT)	April 2022 - March 2023	Japan	2018	8,700	24%									
Novartis	October 2022 - September 2023	Switzerland	2021	16,855	16%									
Novo Nordisk	January 2022 - December 2022	Denmark	2019	9,516	8%									
NRG Energy Inc	January 2022 - December 2022	United States of America	2021	781	1%									
Ogilvie	July 2022 - June 2023	United Kingdom	2020			26,376	39%		2	100%	2	100%	2	100%
Origin Energy	July 2022 - June 2023	Australia	2021	596	6%									
Ørsted	August 2022 - July 2023	Denmark	2019	439	64%			YES	60	75%				
OVO	October 2022 - September 2023	United Kingdom	2020	1,086	56%									
P3*	Did not report	Germany	2020	64	91%*				35	17%*	35	17%*	35	17%*

Annex

Member	Reporting submission time period	HQ Location	Joining year	Corporate vehicles covered by EV100 fleet commitment	Percentage of corporate vehicles already converted to EVs-	Leased vehicles covered by EV100 fleet commitment	Percentage of leased vehicles already converted to EVs	Member with service provider commitment	Office sites covered by EV100 workplace charging commitment	Percentage of office sites with charging already installed	Customer sites covered by EV100 customer charging commitment	Percentage of customer sites with charging already installed	Locations with a commitment to install staff and customer charging	Percentage of locations with charging already installed
Pacific Gas & Electric Company	September 2022 - September 2023	United States of America	2017	3,785	1%				118	67%				
Port Authority of New York & New Jersey	October 2022 - September 2023	United States of America	2018	1,244	13%									
Quebecor	April 2022 - March 2023	Canada	2021	820	23%									
Rentokil Initial plc	October 2022 - September 2023	United Kingdom	2020	35,750	2%									
Royal HaskoningDHV	October 2022 - September 2023	The Netherlands	2017	621	95%			YES	11	100%	11	100%	11	100%
Schneider Electric	July 2022 - June 2023	France	2020	14,265	14%				304	35%	304	35%	304	35%
Severn Trent Plc	October 2022 - September 2023	United Kingdom	2020	2,746	14%				60	100%	4	25%		
Shuttl**	Did not report	India	2019	1,164	Did not report									
Siemens	October 2022 - September 2023	Germany	2021	42,758	16%				543	33%	505	32%	505	32%
Signify	April 2022 - March 2023	The Netherlands	2018	1,304	14%									
SK Networks	January 2022 - December 2022	South Korea	2021	38	16%	210,651	6%							
Sky	October 2022 - September 2023	United Kingdom	2021	4,114	16%			YES						
Solar Group	October 2022 - September 2023	Denmark	2021	472	69%									
Spectris Plc	June 2022 - June 2023	United Kingdom	2022	701	18%									
SSE plc	October 2022 - September 2023	United Kingdom	2019	2,857	45%				20	100%	20	100%	20	100%
State Bank of India**	Did not report	India	2019	1,790	Did not report			YES						
Statkraft	April 2021 - March 2022	Norway	2020	1,152	10%									
Swisscom (Schweiz)**	Did not report	Switzerland	2023	2,500	Did not report									
Takashimaya Company Limited	April 2022 - March 2023	Japan	2019	301	0			YES			11	18%		

Annex

Member	Reporting submission time period	HQ Location	Joining year	Corporate vehicles covered by EV100 fleet commitment	Percentage of corporate vehicles already converted to EVs-	Leased vehicles covered by EV100 fleet commitment	Percentage of leased vehicles already converted to EVs	Member with service provider commitment	Office sites covered by EV100 workplace charging commitment	Percentage of office sites with charging already installed	Customer sites covered by EV100 customer charging commitment	Percentage of customer sites with charging already installed	Locations with a commitment to install staff and customer charging	Percentage of locations with charging already installed
Tarmac	September 2022 - September 2023	United Kingdom	2020	1,657	15%				16	100%	16	100%	16	100%
Taxelco*	Did not report	Canada	2019	1,396	6%*									
Tesco	October 2022 - September 2023	United Kingdom	2020	5,104	11%				601	100%	615	100%	615	100%
Toyko Electric Power Company Holdings, Inc (TEPCO)	April 2021 - March 2022	Japan	2019	3,600	18%				200	100%				
Trane Technologies	October 2022 - September 2023	Ireland	2023	6,724	11%									
Tusker	April 2022 - March 2023	United Kingdom	2020	44	100%	33,756	81%		1	100%	1	100%	1	100%
Unilever	October 2022 - September 2023	United Kingdom	2017	11,387	3%			YES	50	44%	7	100%	7	100%
Vattenfall	October 2022 - September 2023	Sweden	2017	4,524	35%			YES						
Veris Residential	October 2022 - September 2023	United States of America	2021						18	72%	18	72%	18	72%
Virgin Media 02	January 2022 - December 2022	United Kingdom	2022	3,964	5%									
Waycool Foods and Products	April 2022 - March 2023	India	2022			334	20%							
Willmott Dixon	September 2022 - August 2023	United Kingdom	2020	574	82%									
Wipro Limited	April 2022 - March 2023	India	2018	2605	4%				11	0%	11	45%		
Zenith	October 2022 - September 2023	United Kingdom	2020	294	97%	56,264	56%	YES	7	100%	7	100%	7	100%
Zomato	April 2022 - March 2023	India	2021	309,323	4%			YES						
Zurich	January 2022 - December 2022	Switzerland	2020	3,634	15%									

Recent joiner is a company that is not required to report on this cycle

* Company data reflects the previous reporting period as the company has not updated their submission for this year. These numbers have not been included in the analysis throughout the rest of this report.

** Company has not provided any data on their progress.

Acknowledgements

We would like to thank EV100 members for their support for the initiative and their participation in the annual reporting process. We also express our gratitude to Lucie Shackley, Tim Mew, Gala Anania, Felix Prettejohn and Kristian Davies-Lloyd at the Carbon Trust for the data analysis.

The Climate Group is also grateful for the support of ClimateWorks Foundation and New Venture Fund/We Mean Business.

Report content: Anthea McDonald, Tom Pratt, Sandra Roling

Design: [Alchemy Mill](#)

CLIMATE GROUP EV100

EV100 is a global initiative led by the international non-profit Climate Group, which brings together companies committed to making electric transport the new normal by 2030. It's crucial that businesses lead the shift to electric vehicles (EVs) through their investment decisions and influence on millions of staff and customers worldwide. Members are increasing demand, influencing policy, and driving mass roll-out – helping to make electric vehicles more rapidly affordable for everyone. In driving corporate EV uptake, we work closely with regional engagement partners: Ceres (US), JCLP (Japan), KOSIF (Korea) and CIER and BCSD (Taiwan).

CLIMATE GROUP

Climate Group drives climate action. Fast. Our goal is a world of net zero carbon emissions by 2050, with greater prosperity for all. We focus on systems with the highest emissions and where our networks have the greatest opportunity to drive change. We do this by building large and influential networks and holding organisations accountable, turning their commitments into action. We share what we achieve together to show more organisations what they could do. We are an international non-profit organisation, founded in 2004, with offices in London, Amsterdam, Beijing, New Delhi, and New York. We are proud to be part of the We Mean Business coalition. Follow us on Twitter @ClimateGroup.

Working with:



The [Carbon Trust](#) is a global climate consultancy driven by the mission to accelerate the move to a decarbonised future. We have been climate pioneers for over 20 years, partnering with businesses, governments and financial institutions to drive positive climate action. From strategic planning and target setting to activation and communication – we turn ambition into impact. To date, our 400 experts have helped set 200+ science-based targets and guided 3,000+ organisations and cities across five continents on their route to Net Zero.



The Climate Change Organisation (The Climate Group) with Company Registration Number: 4964424 and Charity Registration Number: 1102909
The Climate Group, Inc. is a U.S. registered 501(c)3 with EIN 43-2073566
M/s TCCO India Projects Private Limited with Corporate Identity Number U74999DL2018PT